

Elevation - Front



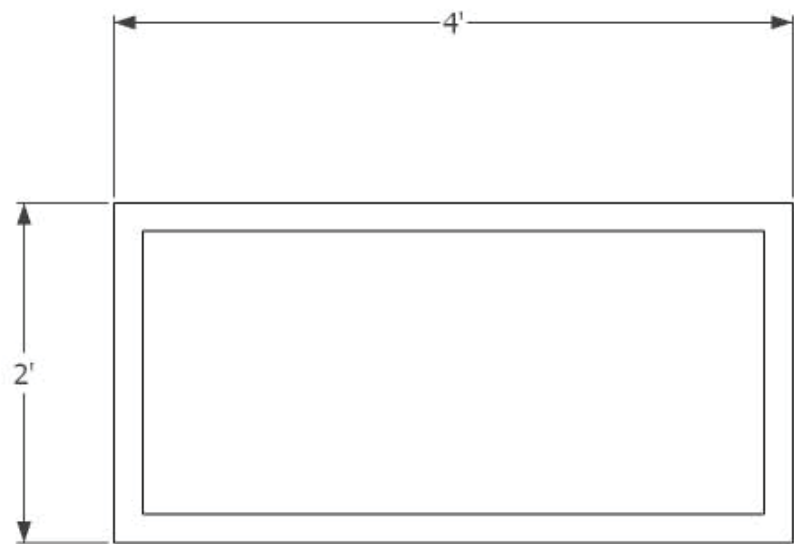
Elevation - Back



Elevation - East

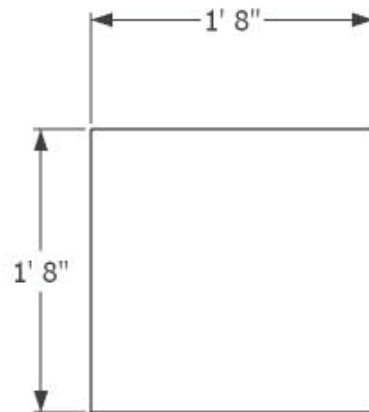


Elevation - West



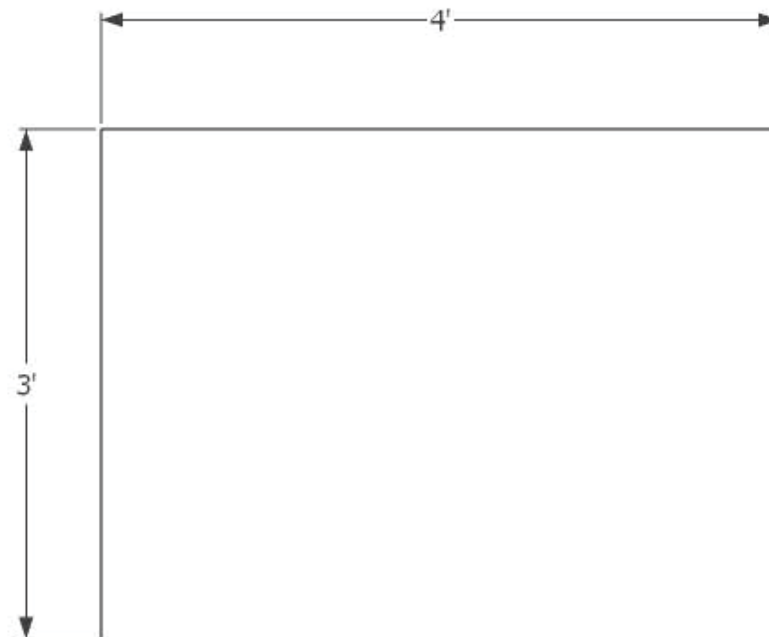
### Raised Beds

The beds are 18" high cedar. Each is filled with 12" of topsoil and 3" of leaf mulch compost. There will be a minimum of 25 beds on the empty lot. There should be a minimum 18" distance between each bed.



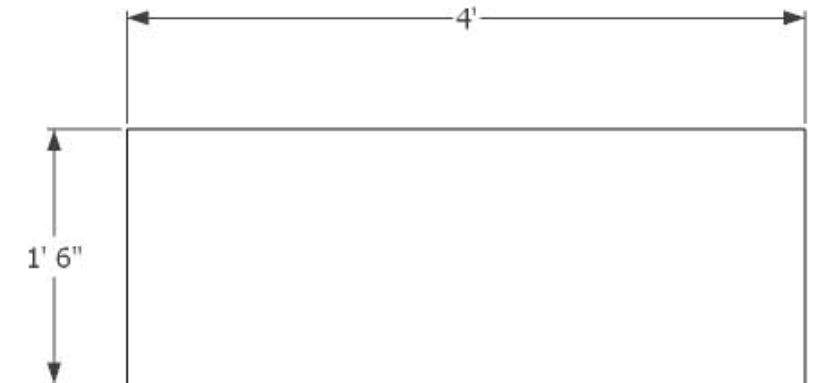
### Bee Box

The bee box should have enough room around them to access the boxes. The bees will require dappled shade. there will be a minimum of 2 bee boxes.



### Compost Area

There will be 1 compost area on the site, separated from the other areas with a 3' wooden fence and located as far as possible from the residence.



### Bench

Place 4 benches in the lot area.

## Additional Elements

### Fence

The lot will require a 4' wood fence around the perimeter .

### Gate

There should be a 4' wide gate facing the sidewalk.

### Shed

The owners will purchase a 20'x20' prefabricated shed from a nearby hardware store. Provide a location for them to place the shed.